




## The Ramble Discovery Journal

Supported by The Dr. Mortimer and Theresa Sackler Foundation

\_\_\_\_\_  
Name

\_\_\_\_\_  
Date of Visit



# Welcome, Park Explorer!

This journal is your guide to exploring the Ramble as a **designer**, a **gardener**, and a **naturalist**. By completing the challenges on these pages, you'll discover how designers, gardeners, and naturalists are also **stewards**, or caretakers, of this special place. With millions of visitors each year, it takes a lot of hard work to keep Central Park's landscapes healthy and beautiful.

The Central Park Conservancy is the official steward of Central Park. But we need your help, too! As you explore the Ramble, follow the Park Explorer's Code of Conduct:

✓ **Stay on the path.**

Walking off of pathways can damage plants and disturb animals.

✓ **Take pictures, not souvenirs.**

If every visitor took home a flower or leaf, there wouldn't be any left in the Park.

✓ **Put trash in its place.**

Litter pollutes the Park and can be harmful to animals.

✓ **Keep wildlife wild.**

Human food is for human beings, not animals.

✓ \_\_\_\_\_

✓ \_\_\_\_\_

Add one more guideline for Park Explorers to follow, so they can be stewards, too!



## Discover!

As you explore the Ramble, pay close attention to what makes each woodland layer different. What do you notice in each?

**In the ground layer, I notice...**

**In the understory layer, I notice...**

**In the canopy layer, I notice...**

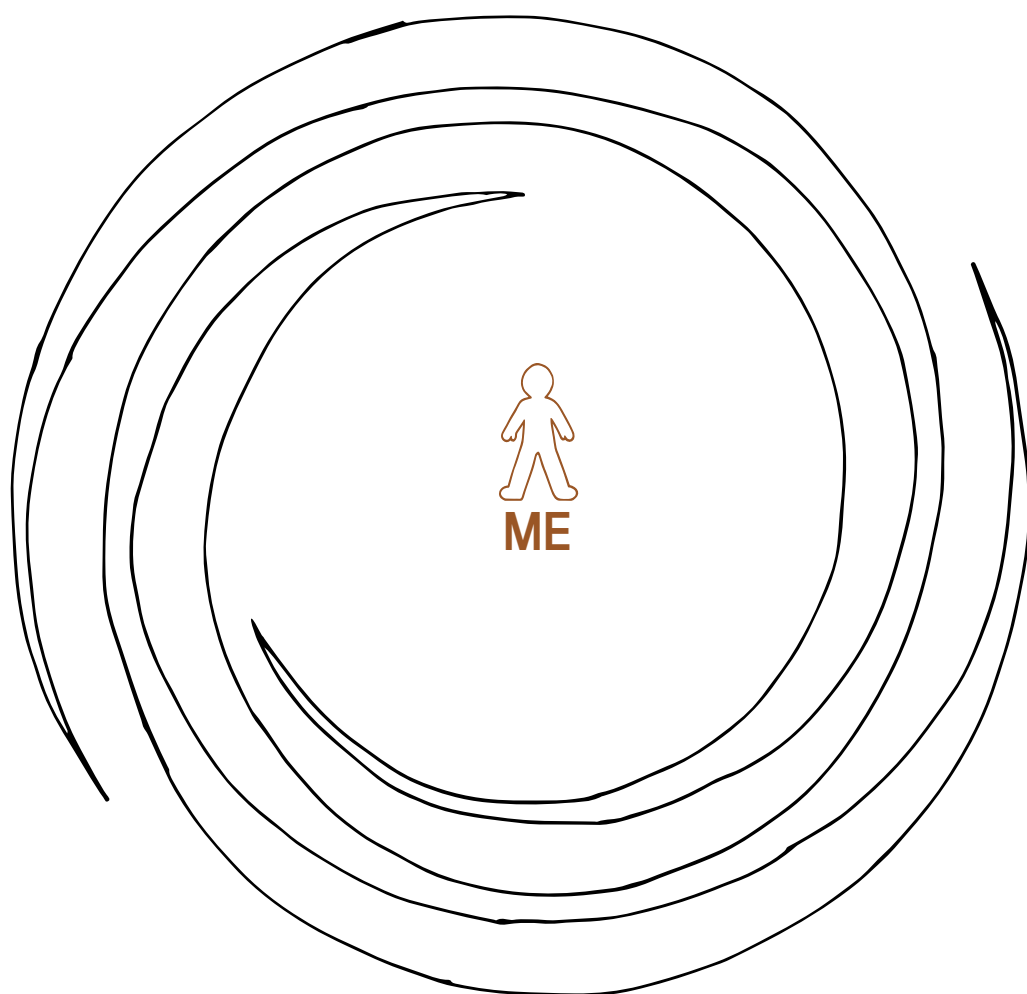


## Planning a Wild Garden

Although the Ramble looks natural, it is a carefully planned, “wild” garden! The Park **designers** built the Ramble so that visitors can experience the unique sights and sounds of the Adirondack forest without leaving the city.

## Discover!

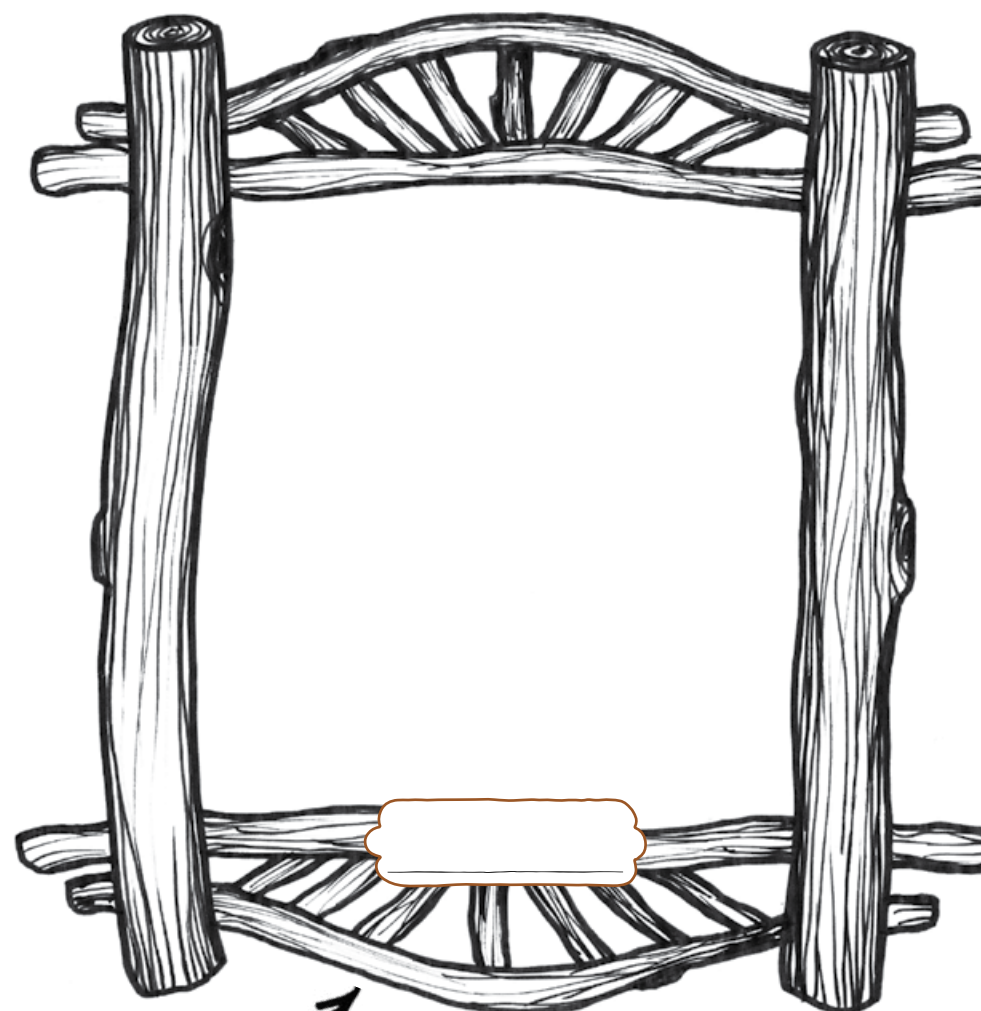
Create a sound map of the Ramble! Sit or stand in one spot, and carefully listen to the sounds around you. On the map below, draw or describe five sounds you hear and where they are coming from.



Designers filled the Ramble with tumbling waterfalls, rocky outcroppings, and many types of trees, creating living woodland pictures. By adding winding pathways and wooden bridges, designers made it possible for visitors to walk through these woodland pictures without harming the landscape.

## Discover!

What would you include in your woodland picture? Design it, below!



↶ Name your woodland picture!

Being in an urban woodland makes me feel...

---

## Who Keeps the Ramble Healthy?

Woodland **gardeners** keep the Ramble healthy for the plants and animals that live there. Here are just some of the things a woodland gardener may do during the day:



### ONGOING RAMBLE PROJECTS

- ✓ Add plants to help keep the soil in place.
- ✓ Create woodchipped paths so visitors know where to walk.
- ✓ Remove litter to keep the woodlands beautiful.
- ✓ Remove weeds so that other plants have enough room to grow.
- ✓ Prune, or cut back branches, to keep trees healthy.
- ✓ Leave logs on the ground to create habitat, or home, for wildlife.
- ✓ Teach visitors about the Ramble and its history.

## Discover!

The Ramble is one of the only places in Central Park where you can see trees in all stages of life – from tiny seeds to dead logs. Can you find them all?



Seeds and Fruit  
(samaras, acorns,  
and seedheads)



Sapling  
(very young tree)



Log  
(dead tree on  
the ground)



Mature  
Tree  
(thick trunk  
and strong  
branches)



Snag  
(standing  
dead tree)

Different trees have different needs, so gardeners pay careful attention to which kind of tree they are caring for. They are able to identify trees by closely observing and comparing their different parts: the trunk, the bark, the branches, the leaves, the flowers, and the seeds.

## Discover!

Create a Tree Profile for one Ramble tree.

### RAMBLE TREE PROFILE

Drawing of entire tree:

Drawing of leaf:

Drawing of bark:

I think this is a ☐ sapling ☐ mature tree because I notice...


## Not Just for People!

Urban **naturalists** study the plants and animals living in cities. The Ramble is a habitat for many animals that live in New York City for some or all of the year, providing them with food, shelter, space, and water. Naturalists teach others about the importance of places like the Ramble by recording and sharing what they observe.

## Discover!

Investigate a fallen log for signs of insect, mammal, and bird life. Record your observations below and remember to replace any leaf litter and logs after you're done!

### GROUND LAYER STUDY



On the log, I notice...

---

Under the log, I notice...

---

Under the leaf litter, I notice...

---

Animals may leave behind cracked-open seeds, chewed leaves, droppings, feathers or fur, holes in wood, eggs, claw marks on trees, sawdust, or even footprints!

## Discover!

Complete the Animal Card for one animal you observe in the Ramble.

### RAMBLE ANIMAL CARD

Animal Name

---

Draw your animal here!

**Location** ☐ Tree ☐ Plant ☐ Log ☐ Leaf ☐ Rock ☐ Pathway  
☐ Other \_\_\_\_\_

**Habitat** ☐ Ground Layer ☐ Understory ☐ Canopy

**Behavior** ☐ Eating ☐ Flying ☐ Singing ☐ Resting ☐ Climbing  
☐ Walking ☐ Crawling ☐ Drinking ☐ Building  
☐ Other \_\_\_\_\_

**Interesting Observation**

---

---

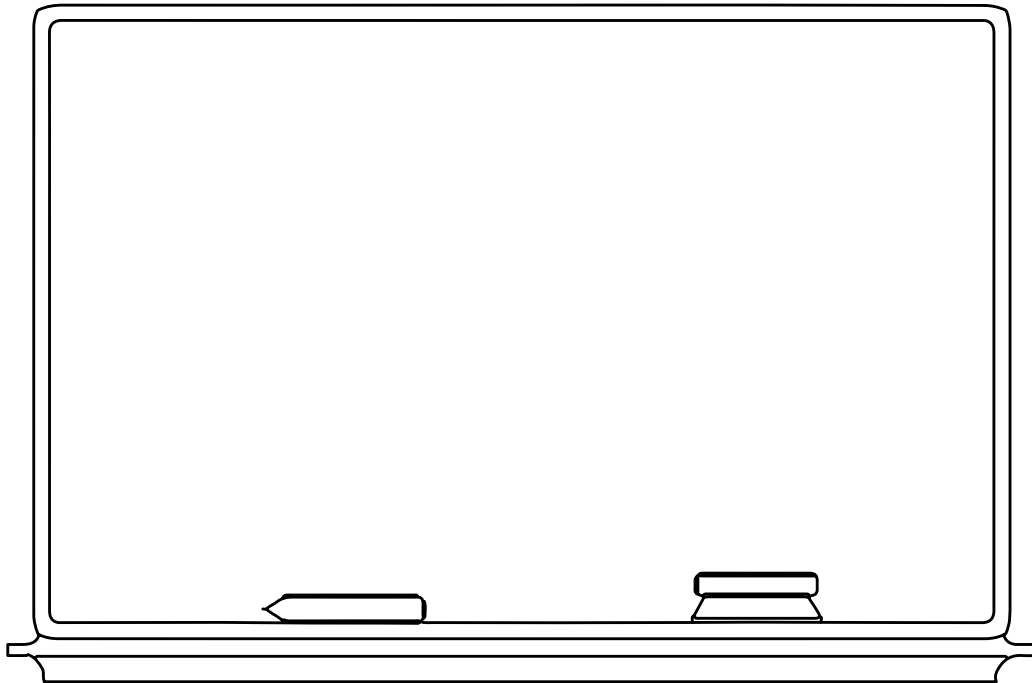


## Central Park is MY Park!

You are one of millions of people who visit Central Park every year! With so many visitors, it takes a lot of hard work to keep Central Park's landscapes healthy and beautiful. The Central Park Conservancy is the official steward, or caretaker, of Central Park. By following the Park Explorer's Code of Conduct, you are a Central Park steward, too! Sharing why Central Park is important to you and teaching others about your discoveries is another way to be a **steward**.

## Discover!

Share your favorite Ramble discovery!



This is...

I'm sharing this because...

Being an urban park steward is important because...



## Healthy Cities Need Healthy Parks!

The Ramble is one of many special places in Central Park where people can enjoy and explore the outdoors. Since urban parks provide so many benefits to people, people need to be stewards of urban parks – including Central Park!

Steward

The background of the entire page is a repeating pattern of line art illustrations. It features several types of leaves, including large oak leaves with prominent veins and smaller, simpler leaves. Interspersed among the leaves are several birds, which appear to be cardinals, shown in profile facing left. The entire pattern is rendered in black outlines on a white background.


## Discover Central Park!

The Central Park Conservancy offers a variety of Discovery Programs to help children explore Central Park and develop skills for inquiry, all in the world's greatest outdoor classroom.

**Learn more: [centralparknyc.org/discovery](https://centralparknyc.org/discovery)**

Discovery Programs are generously supported by The Dr. Mortimer and Theresa Sackler Foundation.

Share photos from today! #discovercentralpark

   @centralparknyc

Illustrations by Anne Yen.

© 2018 Central Park Conservancy All Rights Reserved